

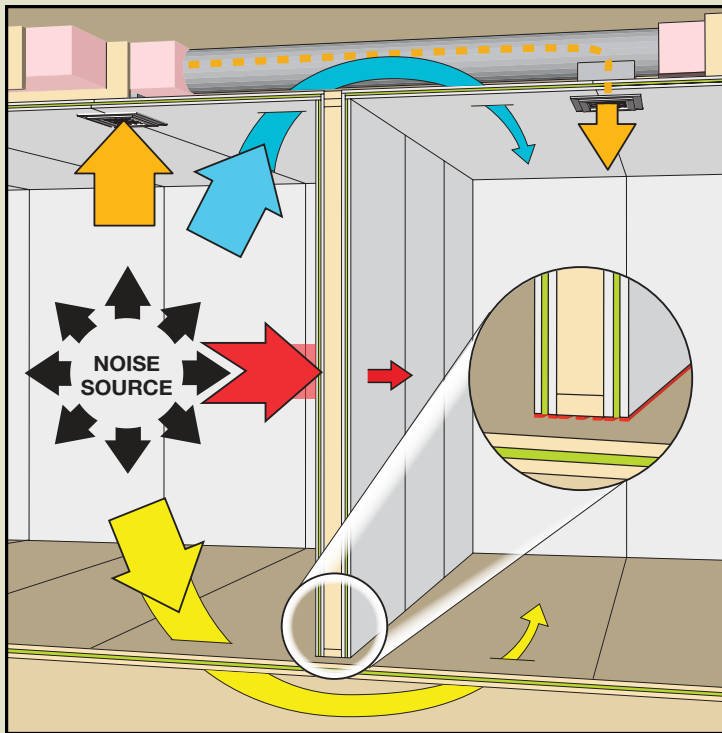
GREEN GLUE DAMPING COMPOUND

SOUNDPROOFING FOR WALLS, CEILINGS & FLOORS

SUPERIOR SOUNDPROOFING AT LOW FREQUENCIES

CAN BE USED OVER EXISTING WALLS AND CEILINGS

FAST EASY APPLICATION WITH LESS WASTE



■ Green Glue ■ SilenSeal Acoustical Caulk

Sound can reach the next room through several different pathways. Using Green Glue on walls, floors and ceilings greatly reduces this flanking noise. The damping provided by Green Glue will overcome almost every potential problem.

Green Glue is your soundproofing solution for walls, ceilings and floors

Simple and Fast Application

- ▶ No measuring or troweling
- ▶ Use between two sheets of standard drywall or plywood
- ▶ The ONLY product actually designed for use over existing walls and ceilings.
- ▶ Used 1000's of times for high performance walls, ceilings and floors.
- ▶ Reliable performance; Green Glue virtually eliminates any short circuits

Green Glue Notably Outperforms

- ▶ Quiet Sheetrock
- ▶ Soundboard
- ▶ Resilient Channel
- ▶ Double Drywall and Insulation

Solve your noise problem. Call now to get it right the first time 888-666-5090

With Sound Isolation Company you will get the help you need: expert design, product selection and installation instruction. We have the experience you need for a partnership that will work.

SOUND [ISOLATION] COMPANY

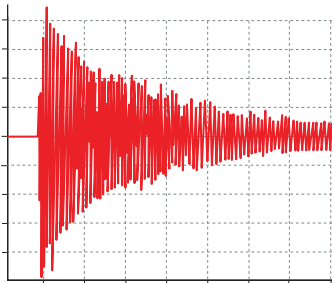
2900 WESTINGHOUSE BLVD. SUITE 106
CHARLOTTE, NC 28273
704 / 504 / 1127 PH
704 / 504 / 1115 FX
888 / 666 / 5090 TOLL FREE
WWW.SOUNDISOLATIONCOMPANY.COM

www.soundisolationcompany.com



Green Glue provides higher performance with reliable results

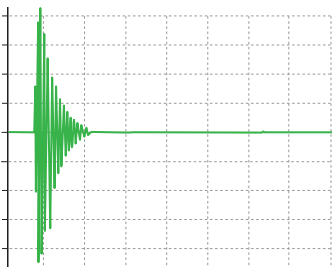
- ▶ **Easy Application:** One tube of Green Glue will dispense in 15 seconds using a standard quart size caulking gun.
- ▶ **Fast Installation:** Apply Green Glue in a random pattern; it is not necessary to have complete coverage to obtain excellent results.
- ▶ **Cost Savings:** No more wasting or piecing together expensive specialty soundproofing materials. Cut your drywall to the size you need and apply Green Glue.



Raw Drywall Assembly

Less Vibration, Less Noise

As airborne sound waves hit a wall, ceiling or floor, the energy it carries is actually vibration. This vibration energy travels through the assembly and into adjoining rooms where you hear it as sound. Green Glue works by converting the vibration energy traveling through the assembly into heat energy, this uses up the energy quickly. The greater the decrease in vibrational energy, the less sound you will be able to hear in the surrounding rooms.

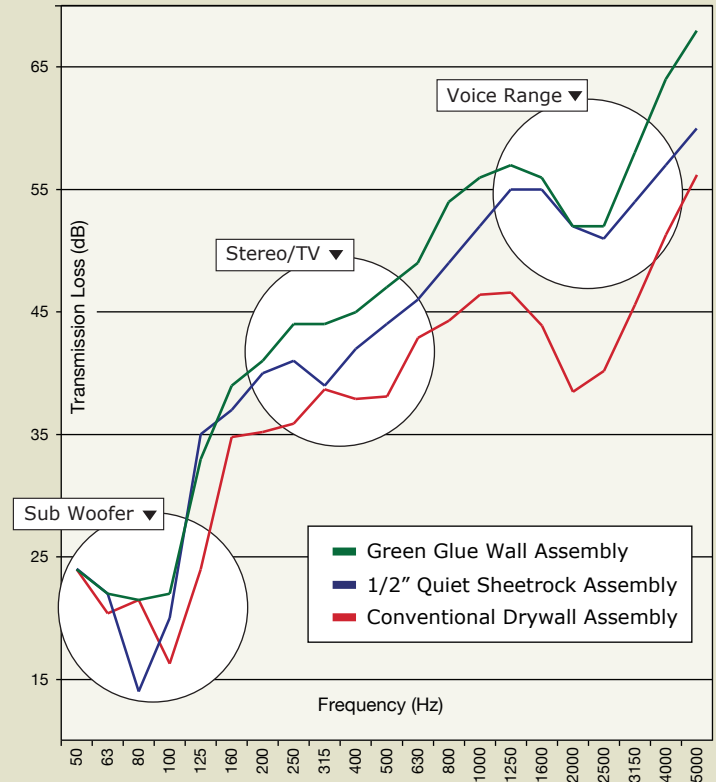


Green Glue Assembly

The adjacent charts clearly demonstrate the faster rate of vibration decay when Green Glue is used, compared to a wall when it is not used. By installing Green Glue in your wall, floor or ceiling, you will be able to create superior sound isolated, and quieter, rooms.

How quiet is your wall?

Below shows how much sound a wall will block or dissipate.



Sometimes you actually DON'T get what you paid for. See below cost analysis.

Material	Source Side, Framing, Receiving Side	STC	Cost
Green Glue	5/8" Drywall + 2 tubes GG + 5/8" Drywall, 2x4 wood studs 24" OC + R13 Fiberglass	52	\$1.99 sqft
1/2" Quiet Sheetrock	1/2" Quiet Sheetrock, 2x4 wood studs 24" OC + R13 Fiberglass	49	\$2.85 sqft
Soundboard	5/8" Drywall + 1/2" Soundboard, 2x4 wood studs 24" OC + R13 Fiberglass	46	\$2.10 sqft
Resilient Channel	5/8" Drywall + RC-1 Resilient Channel, 2x4 wood studs 24" OC + 3" Mineral Fiber	43	\$2.00 sqft
Conventional	5/8" Drywall + 5/8" Drywall, 2x4 wood studs 24" OC + R13 Fiberglass	42	\$1.05 sqft

Suggested Coverage

Good: 2 tubes per 32 sqft sheet = 192 sqft per case
Great: 3 tubes per 32 sqft sheet = 128 sqft per case

SOUNDPROOFING ACCESSORIES

- Sealtight Putty Pads
- SilenSeal Acoustical Caulk